

Rittal – The System.

Faster – better – everywhere.

Digital Brochure

ENCLOSURES

POWER DISTRIBUTION

CLIMATE CONTROL

IT INFRASTRUCTURE

SOFTWARE & SERVICES



Rittal – The System.

Faster – better – everywhere.



Console Systems/ PC Enclosure Systems

TP TopConsole System

Overview of Extension Components	107
Combination Options	108
24" (600 mm) wide	109
32" (800 mm) wide	110
47" (1200 mm) wide	111
63" (1600 mm) wide	112
Accessories	114

TP One-Piece Consoles

TP One-Piece Consoles	113
-----------------------------	-----

PC Enclosure Systems

PC Enclosure Systems	115
----------------------------	-----



Rittal – The System.


Faster – better – everywhere.



TP TopConsole System

Overview of Extension Components

- 1 System chassis 17 x 73 mm
- 2 Support strips
- 3 Partial mounting plates
- 4 Rail for interior fitting
- 5 Base plates
- 6 Cable entry grommets



TP TopConsole System



System accessories Page 421 **Keyboards** Page 610 **Climate control** Page 233

Material:

- Housing: Carbon steel 1.5 mm
- Door and console lid: Carbon steel, 2.0 mm, all-round foamed-in PU seal
- Mounting plate: Carbon steel 2.5 mm (depth 500 mm), 3.0 mm (depth 400 mm)

Surface finish:

- Housing, cover and door: Dip-coat-primed, powder-coated on the outside, textured paint
- Mounting plate: Zinc-plated

Color:

- RAL 7035

Protection category IP to IEC 60 529:

- IP 55 provided suitable base plates are selected

Protection category NEMA:

- NEMA 12 providing suitable base plates are selected

Supply includes:

Top piece

- Housing
- Cover hinged at bottom, including cover retainer
- Open base for individual cable entry

Desk unit

- Housing
- Cover hinged, 2 stays with automatic locking, unlocks automatically on the left, manually on the right
- Opening for cable entry into the housing base

Pedestal

- Housing open at top
- Door or double door with locking rod (with depth 400 mm at the front, with depth 500 mm at the rear)
- Depth-adjustable mounting plate (with depth 500 mm)
- Open base for individual cable entry



Also required:

- Base plates, see page 440

Approvals:

- UL
- cUL

Technical details:

Available on the Internet

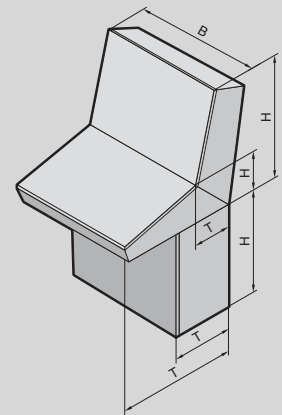
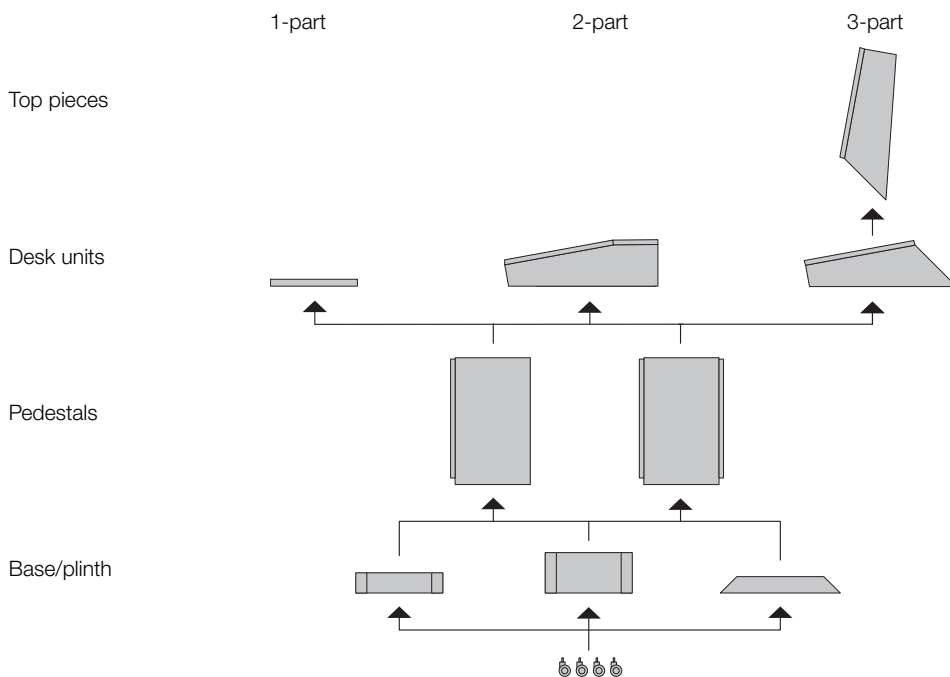


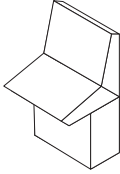
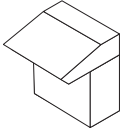
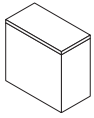
Photo shows a configuration example with equipment not included in the scope of supply

Combination Options



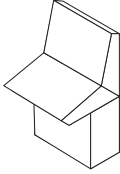
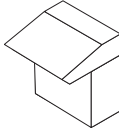
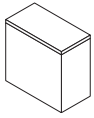
TP TopConsole System

24" (600 mm) wide

									
Design		3-part		2-part		1-part			
Depth of pedestal in inches (mm)		16 (400)	20 (500)	16 (400)	20 (500)	16 (400)	20 (500)		
Top pieces 28" (700 mm) high									
Height (H) inches (mm)	Packs of	28 (700)		-		-		Page	
Depth (D) inches (mm)		9 (240)		-		-			
Model No.	1 pc(s).	6720.500		-		-			
Accessories									
Partial mounting plates, locatable into rails	Width 8" (200 mm)	1 pc(s).	6730.310	-		-		513	
	Width 20" (500 mm)	1 pc(s).	6730.330	-		-		513	
Rails for interior fitting	for width	4 pc(s).	5001.050	-		-		521	
Desk units									
Height (H) inches (mm)	Packs of	9 (235)		9 (235)		-		Page	
Depth (D) inches (mm)		28 (700)		28 (700)		-			
Model No.	1 pc(s).	6714.500		6710.500		-			
Accessories									
Rails for interior fitting	for width	4 pc(s).	5001.050	5001.050		-		521	
Trim panel		1 pc(s).	-	-		5001.130	-	114	
Pedestals									
Height (H) inches (mm)	Packs of	27 (675)	27 (675)	27 (675)	27 (675)	27 (675)	27 (675)	Page	
Depth (D) inches (mm)		16 (400)	20 (500)	16 (400)	20 (500)	16 (400)	20 (500)		
Model No.	1 pc(s).	6700.500	6704.500	6700.500	6704.500	6700.500	6704.500		
Accessories									
Base/plinth components Front and rear	Height 4" (100 mm)	1 set(s)	8601.600	8601.600	8601.600	8601.600	8601.600	8601.600	427
	Height 8" (200 mm)	1 set(s)	8602.600	8602.600	8602.600	8602.600	8602.600	8602.600	427
Base/Plinth Trim Panels, Side	Height 4" (100 mm)	1 set(s)	8601.040	8601.050	8601.040	8601.050	8601.040	8601.050	428
	Height 8" (200 mm)	1 set(s)	8602.040	8602.050	8602.040	8602.050	8602.040	8602.050	428
Cross member		2 pc(s).	8601.450	8601.450	8601.450	8601.450	8601.450	8601.450	434
Base plates	1-part	1 pc(s).	5001.222	-	5001.222	-	5001.222	-	440
	2-part	1 pc(s).	5001.214	5001.214	5001.214	5001.214	5001.214	5001.214	441
		1 pc(s).	5001.218	5001.222	5001.218	5001.222	5001.218	5001.222	441
	Individual	For other base plates, see page 447							
Rails for interior fitting	for height	4 pc(s).	5001.050	5001.050	5001.050	5001.050	5001.050	5001.050	521
System chassis 17 x 73 mm	Depth	4 pc(s).	8612.140	8612.150	8612.140	8612.150	8612.140	8612.150	522
Punched rail 18 x 38 mm	Depth	4 pc(s).	8612.240	8612.250	8612.240	8612.250	8612.240	8612.250	525
Support strips	Depth	20 pc(s).	4694.000	4695.000	4694.000	4695.000	4694.000	4695.000	525
System chassis 17 x 73 mm	for door	4 pc(s).	8612.050	8612.050	8612.050	8612.050	8612.050	8612.050	522
Support strips	for door	20 pc(s).	4596.000	4596.000	4596.000	4596.000	4596.000	4596.000	525
Cable clamp rail		1 pc(s).	5001.080	5001.080	5001.080	5001.080	5001.080	5001.080	574
Wiring plan pockets, carbon steel		1 pc(s).	4116.500	4116.500	4116.500	4116.500	4116.500	4116.500	497
TP aluminum strip		1 pc(s).	6731.120	6731.120	6731.120	6731.120	-	-	114
Lock systems	from page 480								

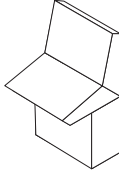
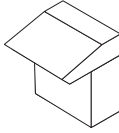
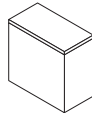
TP TopConsole System

32" (800 mm) wide

								
Design		3-part		2-part		1-part		
Depth of pedestal in inches (mm)		16 (400)	20 (500)	16 (400)	20 (500)	16 (400)	20 (500)	
Top pieces 28" (700 mm) high								
Height (H) inches (mm)	Packs of	28 (700)		-		-		
Depth (D) inches (mm)		9 (240)		-		-		
Model No.	1 pc(s).	6721.500		-		-		
Accessories								
Partial mounting plates, locatable into rails	Width 8" (200 mm)	1 pc(s).	6730.310	-		-		
	Width 20" (500 mm)	1 pc(s).	6730.330	-		-		
	Width 28" (700 mm)	1 pc(s).	6730.340	-		-		
Rails for interior fitting	for width	4 pc(s).	5001.051	-		-		
Desk units								
Height (H) inches (mm)	Packs of	9 (235)		9 (235)		-		
Depth (D) inches (mm)		28 (700)		28 (700)		-		
Model No.	1 pc(s).	6715.500		6711.500		-		
Accessories								
Rails for interior fitting	for width	4 pc(s).	5001.051	5001.051		-		521
Trim panel		1 pc(s).	-	-		5001.140	6730.110	114
Pedestals								
Height (H) inches (mm)	Packs of	27 (675)	27 (675)	27 (675)	27 (675)	27 (675)	27 (675)	Page
Depth (D) inches (mm)		16 (400)	20 (500)	16 (400)	20 (500)	16 (400)	20 (500)	
Model No.	1 pc(s).	6701.500	6705.500	6701.500	6705.500	6701.500	6705.500	
Accessories								
Base/plinth components Front and rear	Height 4" (100 mm)	1 set(s)	8601.800	8601.800	8601.800	8601.800	8601.800	427
	Height 8" (200 mm)	1 set(s)	8602.800	8602.800	8602.800	8602.800	8602.800	427
Base/Plinth Trim Panels, Side	Height 4" (100 mm)	1 set(s)	8601.040	8601.050	8601.040	8601.050	8601.040	428
	Height 8" (200 mm)	1 set(s)	8602.040	8602.050	8602.040	8602.050	8602.040	428
Cross member		2 pc(s).	8601.450	8601.450	8601.450	8601.450	8601.450	434
Base plates	1-part	1 pc(s).	5001.223	-	5001.223	-	5001.223	441
	2-part	1 pc(s).	5001.215	5001.215	5001.215	5001.215	5001.215	441
		1 pc(s).	5001.219	5001.223	5001.219	5001.223	5001.219	5001.223
	Individual		For other base plates, see page 447					
Rails for interior fitting	for height	4 pc(s).	5001.050	5001.050	5001.050	5001.050	5001.050	521
System chassis 17 x 73 mm	Depth	4 pc(s).	8612.140	8612.150	8612.140	8612.150	8612.140	522
Punched rail 18 x 38 mm	Depth	4 pc(s).	8612.240	8612.250	8612.240	8612.250	8612.240	525
Support strips	Depth	20 pc(s).	4694.000	4695.000	4694.000	4695.000	4694.000	525
Support strips	for door	20 pc(s).	4598.000	4598.000	4598.000	4598.000	4598.000	525
Cable clamp rail		1 pc(s).	5001.081	5001.081	5001.081	5001.081	5001.081	574
Wiring plan pockets, carbon steel		1 pc(s).	4118.500	4118.500	4118.500	4118.500	4118.500	497
TP aluminum strip		1 pc(s).	6731.120	6731.120	6731.120	6731.120	-	114
Lock systems			from page 480					

TP TopConsole System

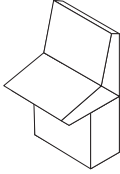
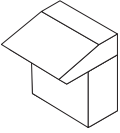
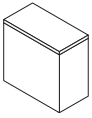
47" (1200 mm) wide

									
Design			3-part		2-part		1-part		
Depth of pedestal in inches (mm)			16 (400)	20 (500)	16 (400)	20 (500)	16 (400)	20 (500)	
Top pieces 28" (700 mm) high									
Height (H) inches (mm)	Packs of		28 (700)		-		-		Page
Depth (D) inches (mm)			9 (240)		-		-		
Model No.	1 pc(s).		6722.500		-		-		
Accessories									
Partial mounting plates, locatable into rails	Width 8" (200 mm)	1 pc(s).	6730.310		-		-		513
	Width 20" (500 mm)	1 pc(s).	6730.330		-		-		513
	Width 28" (700 mm)	1 pc(s).	6730.340		-		-		513
Rails for interior fitting	for width	4 pc(s).	5001.053		-		-		521
Desk units									
Height (H) inches (mm)	Packs of		9 (235)		9 (235)		-		Page
Depth (D) inches (mm)			28 (700)		28 (700)		-		
Model No.	1 pc(s).		6716.500		6712.500		-		
Accessories									
Rails for interior fitting	for width	4 pc(s).	5001.053		5001.053		-		521
Trim panel		1 pc(s).	-		-		5001.160 6730.120		114
Pedestals									
Height (H) inches (mm)	Packs of		27 (675)	27 (675)	27 (675)	27 (675)	27 (675)	27 (675)	Page
Depth (D) inches (mm)			16 (400)	20 (500)	16 (400)	20 (500)	16 (400)	20 (500)	
Model No.	1 pc(s).		6702.500	6706.500	6702.500	6706.500	6702.500	6706.500	
Accessories									
Base/plinth components Front and rear	Height 4" (100 mm)	1 set(s)	8601.200	8601.200	8601.200	8601.200	8601.200	8601.200	427
	Height 8" (200 mm)	1 set(s)	8602.200	8602.200	8602.200	8602.200	8602.200	8602.200	427
Base/Plinth Trim Panels, Side	Height 4" (100 mm)	1 set(s)	8601.040	8601.050	8601.040	8601.050	8601.040	8601.050	428
	Height 8" (200 mm)	1 set(s)	8602.040	8602.050	8602.040	8602.050	8602.040	8602.050	428
Cross member		2 pc(s).	8601.450	8601.450	8601.450	8601.450	8601.450	8601.450	434
Base plates ¹⁾	1-part	1 pc(s).	5001.225	-	5001.225	-	5001.225	-	441
	2-part	1 pc(s).	5001.217	5001.217	5001.217	5001.217	5001.217	5001.217	441
		1 pc(s).	5001.221	5001.225	5001.221	5001.225	5001.221	5001.225	441
	Individual		For other base plates, see page 447						
Rails for interior fitting	for height	4 pc(s).	5001.050	5001.050	5001.050	5001.050	5001.050	5001.050	521
System chassis 17 x 73 mm	Depth	4 pc(s).	8612.140	8612.150	8612.140	8612.150	8612.140	8612.150	522
Punched rail 18 x 38 mm	Depth	4 pc(s).	8612.240	8612.250	8612.240	8612.250	8612.240	8612.250	525
Support strips	Depth	20 pc(s).	4694.000	4695.000	4694.000	4695.000	4694.000	4695.000	525
System chassis 17 x 73 mm	for door	4 pc(s).	8612.050	8612.050	8612.050	8612.050	8612.050	8612.050	522
Support strips	for door	20 pc(s).	4596.000	4596.000	4596.000	4596.000	4596.000	4596.000	525
Cable clamp rail		1 pc(s).	5001.083	5001.083	5001.083	5001.083	5001.083	5001.083	574
Wiring plan pockets, carbon steel		1 pc(s).	4116.500	4116.500	4116.500	4116.500	4116.500	4116.500	497
TP aluminum strip		1 pc(s).	6731.120	6731.120	6731.120	6731.120	-	-	114
Lock systems			from page 480						

¹⁾ With the two-door pedestal, the base opening is divided in two, and two sets of base plates are required

TP TopConsole System

63" (1600 mm) wide

									
Design		3-part		2-part		1-part			
Depth of pedestal in inches (mm)		16 (400)	20 (500)	16 (400)	20 (500)	16 (400)	20 (500)		
Top pieces 28" (700 mm) high									
Height (H) inches (mm)	Packs of	28 (700)		-		-		Page	
Depth (D) inches (mm)		9 (240)		-		-			
Model No.	1 pc(s).	6723.500		-		-			
Accessories									
Partial mounting plates, locatable into rails	Width 8" (200 mm)	1 pc(s).	6730.310	-		-		513	
	Width 20" (500 mm)	1 pc(s).	6730.330	-		-		513	
	Width 28" (700 mm)	1 pc(s).	6730.340	-		-		513	
Rails for interior fitting	for width	4 pc(s).	5001.054	-		-		521	
Desk units									
Height (H) inches (mm)	Packs of	9 (235)		9 (235)		-		Page	
Depth (D) inches (mm)		28 (700)		28 (700)		-			
Model No.	1 pc(s).	6717.500		6713.500		-			
Accessories									
Rails for interior fitting	for width	4 pc(s).	5001.054	5001.054		-		521	
Trim panel		1 pc(s).	-	-		6730.030	6730.130	114	
Pedestals									
Height (H) inches (mm)	Packs of	27 (675)	27 (675)	27 (675)	27 (675)	27 (675)	27 (675)	Page	
Depth (D) inches (mm)		16 (400)	20 (500)	16 (400)	20 (500)	16 (400)	20 (500)		
Model No.	1 pc(s).	6703.500	6707.500	6703.500	6707.500	6703.500	6707.500		
Accessories									
Base/plinth components Front and rear	Height 4" (100 mm)	1 set(s)	8601.920	8601.920	8601.920	8601.920	8601.920	8601.920	427
	Height 8" (200 mm)	1 set(s)	8602.920	8602.920	8602.920	8602.920	8602.920	8602.920	427
Base/Plinth Trim Panels, Side	Height 4" (100 mm)	1 set(s)	8601.040	8601.050	8601.040	8601.050	8601.040	8601.050	428
	Height 8" (200 mm)	1 set(s)	8602.040	8602.050	8602.040	8602.050	8602.040	8602.050	428
Cross member		2 pc(s).	8601.450	8601.450	8601.450	8601.450	8601.450	8601.450	434
Base plates ¹⁾	1-part	1 pc(s).	5001.236	-	5001.236	-	5001.236	-	441
	2-part	1 pc(s).	5001.234	5001.234	5001.234	5001.234	5001.234	5001.234	441
		1 pc(s).	5001.235	5001.236	5001.235	5001.236	5001.235	5001.236	441
	Individual	For other base plates, see page 447							
Rails for interior fitting	for height	4 pc(s).	5001.050	5001.050	5001.050	5001.050	5001.050	5001.050	521
System chassis 17 x 73 mm	Depth	4 pc(s).	8612.140	8612.150	8612.140	8612.150	8612.140	8612.150	522
Punched rail 18 x 38 mm	Depth	4 pc(s).	8612.240	8612.250	8612.240	8612.250	8612.240	8612.250	525
Support strips	Depth	20 pc(s).	4694.000	4695.000	4694.000	4695.000	4694.000	4695.000	525
Support strips	for door	20 pc(s).	4598.000	4598.000	4598.000	4598.000	4598.000	4598.000	525
Cable clamp rail	Width 800 mm	1 pc(s).	5001.081	5001.081	5001.081	5001.081	5001.081	5001.081	574
Wiring plan pockets, carbon steel		1 pc(s).	4118.500	4118.500	4118.500	4118.500	4118.500	4118.500	497
TP aluminum strip		1 pc(s).	6731.120	6731.120	6731.120	6731.120	-	-	114
Lock systems	from page 480								

¹⁾ With the two-door pedestal, the base opening is divided in two, and two sets of base plates are required



System Accessories Page 421 **Keyboards** Page 610 **Climate Control** Page 233 **Stainless Steel Consoles** Page 181

Material:

- Housing: Carbon steel 1.5 mm
- Door and console lid: Carbon steel, 2.0 mm, all-round foamed-in PU seal
- Mounting plate: Carbon steel 3.0 mm

Surface finish:

- Housing, cover and door: Dip-coat-primed, powder-coated on the outside, textured paint
- Mounting plate: Zinc-plated

Color:

- RAL 7035

Protection category IP to IEC 60 529:

- IP 55 provided suitable base plates are selected

Protection category NEMA:

- NEMA 12 providing suitable base plates are selected

Supply includes:

- Housing, solid back and sides
- Door or double door at front, with locking rod
- Mounting Plate
- Cover hinged at rear, 2 stays with automatic locking. Unlatching automatically on the left, manually on the right
- Open base for individual cable entry

Note:

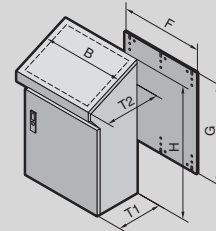
- With the two-door variant, the base opening is divided in two, and two sets of base plates are required.

Approvals:

- UL
- cUL

Technical details:

Available on the Internet



Height (H) inches (mm)	Packs of	38 (960)	38 (960)	38 (960)	38 (960)	Page
Width (B) inches (mm)		24 (600)	32 (800)	39 (1000)	47 (1200)	
Depth, bottom (T1) inches (mm)		16 (400)	16 (400)	16 (400)	16 (400)	
Depth, top (T2) inches (mm)		20 (520)	20 (520)	20 (520)	20 (520)	
Height of mounting plate (G) inches (mm)		35 (900)	35 (900)	35 (900)	35 (900)	
Width of mounting plate (F) inches (mm)		21 (530)	29 (730)	37 (930)	48 (1130)	
Model No.	1 pc(s).	6746.500	6748.500	6740.500	6742.500	
Door(s)		1	1	2	2	
Accessories						
Base/Plinth components, front and rear, 4" (100 mm)	1 set(s)	8601.600	8601.800	8601.000	8601.200	427
Base/Plinth trim panels, side, 4" (100 mm)	1 set(s)	8601.040	8601.040	8601.040	8601.040	428
Base/Plinth components, front and rear, 8" (200 mm)	1 set(s)	8602.600	8602.800	8602.000	8602.200	427
Base/Plinth trim panels, side, 8" (200 mm)	1 set(s)	8602.040	8602.040	8602.040	8602.040	428
Cross member	2 set(s)	8601.450	8601.450	8601.450	8601.450	434
Base plates		see page	see page	see page	see page	440
Rails for interior fitting	4 pc(s).	see page	5001.051	see page	see page	521
TS system chassis 17 x 73 mm		see page	see page	see page	see page	522
TS punched rail, 18 x 38 mm	4 pc(s).	8612.240	8612.240	8612.240	8612.240	525
Cable clamp rails	1 pc(s).	5001.080	5001.081	5001.082	5001.083	574
Wiring plan pockets, carbon steel	1 pc(s).	4116.500	4118.500	4115.500	4116.500	497
TP aluminum strip	1 pc(s).	6731.120	6731.120	6731.120	6731.120	114
Lock systems		from page	from page	from page	from page	480

TP TopConsole System

Accessories



Trim Panel

for pedestal base

To cover the entire roof opening when using pedestals on their own.

Material:

- Carbon steel

Surface finish:

- Textured paint

Color:

- RAL 7035

Protection category IP to IEC 60 529:

- IP 55

Protection category NEMA:

- NEMA 12

For pedestal base		Model No.
Width inches (mm)	Depth inches (mm)	
24 (600)	16 (400)	5001.130
32 (800)		5001.140
47 (1200)		5001.160
63 (1600)		6730.030
24 (600)	20 (500)	6730.100
32 (800)		6730.110
47 (1200)		6730.120
63 (1600)		6730.130

Supply includes:

- Assembly components



TP Aluminum Strip

For retrofitting to:

- TP three-part/two-part
- TP one-piece console
- can be mounted on all enclosures/covers with 20 mm folded edge height (plate thickness max. 2 mm)

Length: 1750 mm

(easily cut to length for other dimensions)

Suitable for desk units and top pieces:

- 3 x 600 mm wide
- 2 x 800 mm wide
- 1 x 1000 mm wide + 1 x 600 mm wide
- 1 x 1200 mm wide
- 1 x 1600 mm wide

Length inches (mm)	Model No.
69 (1750)	6731.120

Material:

- Aluminum strip: Extruded aluminum section
- Cover caps: Plastic

Surface finish:

- Aluminum strip: Natural anodized

Color:

- Cover caps: RAL 7035

Supply includes:

- 1 aluminum section
- 6 plastic cover caps
- Drilling template
- Mounting accessories



System accessories Page 421 **Keyboards** Page 610 **Climate control** Page 233

Secure accommodation of all PC components, from monitors, to PCs and keyboards. For ultimate ease of operation in a contemporary design. Complete protection from humidity and dirt, temperature fluctuations and unauthorized access.

Material:

- Housing, door, mounting compartment, supports: Carbon steel
- Handles, decorative trim panels: Plastic
- Door trim panels: Aluminum
- Viewing window: Single-pane safety glass

Surface finish:

- Housing and door: Dipcoat-primed, powder-coated on the outside, textured paint
- Mounting compartment, support: Powder-coated

Color:

- Housing, door, decorative trim panels, supports: RAL 7035
- Handle: Similar to RAL 9006
- Monitor field, door center section: RAL 7015

Protection category IP to IEC 60 529:

- IP 55

Protection category NEMA:

- NEMA 12

Supply includes:

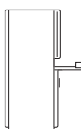
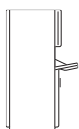
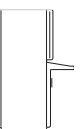

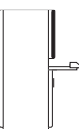
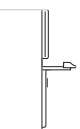
- Housing, door, rear door
- Please note the product-specific scope of supply.

Approvals:

- UL
- cUL

Technical details:

Available on the Internet

								
Height inches (mm)	Packs of	63 (1600)	63 (1600)	63 (1600)	63 (1600)	63 (1600)	63 (1600)	Page
Width inches (mm)		24 (600)	24 (600)	24 (600)	24 (600)	24 (600)	24 (600)	
Depth inches (mm)		25 (636)	25 (636)	25 (636)	25 (636)	25 (636)	33 (836)	
Product-specific scope of supply								
Glazed door, top		■	■	■	■	-	■	
Keyboard drawer		■	-	-	■	■	■	
Component shelf		■	■	■	■	-	■	
Folding keyboard		-	■	-	-	-	-	
Desk section		-	-	■	-	-	-	
Mounting compartment, small		-	-	-	■	-	-	
Mounting compartment, large		-	-	-	-	■	-	
Model No.	1 pc(s).	5366.000	5366.100	5366.200	5366.300	5366.400	5368.000	
Max. keyboard dimensions H x W x D inches (mm)		3 x 19 x 10 (70 x 480 x 260)	2 x 20 x 10 (50 x 497 x 250) 2 x 20 x 8 (60 x 497 x 200)	2 x 21 x 7 40 x 540 x 175	3 x 19 x 10 (70 x 480 x 260)	3 x 19 x 10 (70 x 480 x 260)	3 x 19 x 10 (70 x 480 x 260)	
Accessories								
Base/plinth, static	1 pc(s).	8800.920	8800.920	8800.920	8800.920	8800.920	-	431
Base/plinth components, front and rear	4" (100 mm)	1 set(s)	8601.600	8601.600	8601.600	8601.600	8601.600	427
	8" (200 mm)	1 set(s)	8602.600	8602.600	8602.600	8602.600	8602.600	427
Base/plinth trim panels, side	4" (100 mm)	1 set(s)	8601.060	8601.060	8601.060	8601.060	8601.080	428
	8" (200 mm)	1 set(s)	8602.060	8602.060	8602.060	8602.060	8602.080	428
Partial mounting plates	1 pc(s).	8614.675	8614.675	8614.675	8614.675	8614.675	8614.675	512
Lock systems		from page	from page	from page	from page	from page	from page	479